

LSU
Deposit and Collateral Report
For the Quarter Ended December 31, 2015

Deposits Requiring Posting of Collateral:	Demand Deposit Sweep/MMA Repurchase	Certificates of Deposit	Total Deposits in Financial Institutions	Collateral (1)
LSU A&M, LSU Alexandria, LSU Eunice, and LSU Health New Orleans				
Chase - LSU, Health Plan Premium	\$ 53,746,070		\$ 53,746,070	\$ 104,044,088
Capital One - LSU-A	2,520,909		2,520,909	2,270,255
St. Landry Bank - LSU-E	617,358		617,358	500,238
Chase-HSCNO	16,289,951	18,600	16,308,551	24,035,466
Total	\$ 73,174,288	\$ 18,600	\$ 73,192,888	\$ 130,850,047
LSU Health Shreveport				
US Bank	\$ 4,633		\$ 4,633	\$ 250,000
Regions Bank-EA Conway	884,411		884,411	897,100
Regions Bank-Huey P Long	767,897		767,897	778,256
Regions Bank-Shreveport	\$ 65,903,056		\$ 65,903,056	\$ 70,150,301
Regions Bank-Shreveport Endowment Fds	2,946,263		2,946,263	-
Total	\$ 70,506,260	\$ -	\$ 70,506,260	\$ 72,075,657
LSU Health Care Services Division				
JP Morgan Chase (HCSD) & Capital One (WSTMC)	\$ 43,496,247		\$ 43,496,247	\$ 46,971,661
Capital One (MCLNO Trust Fund)	4,484,938		4,484,938	9,754,749
Total	\$ 47,981,185	\$ -	\$ 47,981,185	\$ 56,726,410
LSU - Shreveport				
Campus Federal Credit Union		\$ 100,200	\$ 100,200	\$ 250,000
Capital One (Hibernia National Bank)	\$ 1,997,956		1,997,956	10,312,772
Total	\$ 1,997,956	\$ 100,200	\$ 2,098,156	\$ 10,562,772
Total Requiring Collateral	\$ 193,659,689	\$ 118,800	\$ 193,778,489	\$ 270,214,886
Deposits In Trust or Federal Obligations Not Requiring Collateral				
Federated Money Markets	\$ 126,603,526		\$ 126,603,526	
Federated Funds-Treas. Oblig. (2)	31,227		31,227	
Total	\$ 126,634,753	\$ -	\$ 126,634,753	
Total Deposits	\$ 320,294,442	\$ 118,800	\$ 320,413,242	

(1) Collateral amounts include FDIC coverage of \$250,000 on Demand Deposits, \$250,000 on CD's and \$250,000 by the National Credit Union Share Insurance Fund on deposits with Campus Federal Credit Union.

(2) One Group & Federated Funds are no-load, open ended mutual funds investing in U.S. Treasury obligations.

LSU
Investment Summary
For the Quarter Ended December 31, 2015

Fund Description	As of 7/1/2015	As of 9/30/2015		As of 12/31/2015		As of 3/31/2016		As of 06/30/2016	
	Value	Cost	Market Value	Cost	Market Value	Cost	Market Value	Cost	Market Value
LSU Health Shreveport									
Current Funds									
Cash/Sweeps S.	\$43,481,410	\$67,332,744	\$67,332,744	\$65,907,689	\$65,907,689				
Cash/Sweeps C.	\$950,118	\$632,182	\$632,182	\$884,411	\$884,411				
Cash/Sweeps H.	\$1,293,443	\$542,285	\$542,285	\$767,897	\$767,897				
Cash/Sweeps	\$45,724,971	\$68,507,211	\$68,507,211	\$67,559,997	\$67,559,997	\$0	\$0	\$0	\$0
Money Market Accounts/Repos (A)	\$2,180,322	\$20	\$20	\$21	\$21				
Agency Securities (B)	\$5,248,606	\$4,248,693	\$4,245,294	\$3,249,168	\$3,208,361				
Mortgaged Backed Securities (B)	\$3,088,600	\$3,022,471	\$3,015,559	\$2,991,782	\$2,971,702				
Municipal Bonds (E)	\$2,249,047	\$2,715,728	\$2,710,822	\$2,714,193	\$2,683,765				
Corporate Bonds (D)	\$4,505,827	\$3,941,550	\$3,924,700	\$3,915,855	\$3,895,747				
Total	\$62,997,373	\$82,435,673	\$82,403,606	\$80,431,016	\$80,319,593	\$0	\$0	\$0	\$0
Endowment Funds									
Cash/Sweeps	\$2,938,515	\$2,942,429	\$2,942,429	\$2,946,263	\$2,946,263				
Equity Securities (C)	\$7,650	\$7,650	\$12,282	\$7,650	\$12,586				
Mutual Funds	\$53,011,507	\$52,360,182	\$53,343,928	\$52,843,501	\$54,233,196				
Total	\$55,957,672	\$55,310,261	\$56,298,639	\$55,797,414	\$57,192,045	\$0	\$0	\$0	\$0
Grand Total	\$118,955,045	\$137,745,934	\$138,702,245	\$136,228,430	\$137,511,638	\$0	\$0	\$0	\$0
LSU HCSD									
Current Funds									
Cash/Sweeps	\$44,347,665	\$44,043,113	\$44,043,113	\$43,496,247	\$43,496,247				
Total	\$44,347,665	\$44,043,113	\$44,043,113	\$43,496,247	\$43,496,247	\$0	\$0	\$0	\$0
Other Funds									
Cash/Sweeps	\$7,262,974	\$5,506,398	\$5,506,398	\$4,484,938	\$4,484,938				
Money Market Accounts/Repos (A)	\$26,706,727	\$40,330,315	\$40,330,315	\$56,973,353	\$56,973,353				
Equity Securities (C)	\$412,672	\$368,776	\$368,776	\$386,632	\$386,632				
US Gov Related Securities	\$40,338	\$35,718	\$35,718	\$31,227	\$31,227				
Total	\$34,422,711	\$45,872,431	\$46,241,207	\$61,489,518	\$61,876,150	\$0	\$0	\$0	\$0
Grand Total	\$78,770,376	\$89,915,544	\$90,284,320	\$104,985,765	\$105,372,397	\$0	\$0	\$0	\$0
LSU - Shreveport									
Current Funds *									
Cash/Sweeps	\$1,004,168	\$2,437,634	\$2,437,634	\$1,165,817	\$1,165,817	\$0	\$0		
Money Market Accounts/Repos (A)	\$2,000,573	\$500,393	\$500,393	\$500,835	\$500,835	\$0	\$0		
Certificates of Deposit	\$100,200	\$100,200	\$100,200	\$100,200	\$100,200				
Total	\$3,104,941	\$3,038,227	\$3,038,227	\$1,766,852	\$1,766,852	\$0	\$0	\$0	\$0
Endowment Funds **									
Cash/Sweeps	\$51,666	\$51,666	\$51,666	\$51,666	\$51,666				
Total	\$51,666	\$51,666	\$51,666	\$51,666	\$51,666	\$0	\$0	\$0	\$0
Other Funds									
Cash/Sweeps	\$58,722	\$279,638	\$279,638	\$279,638	\$279,638				
Total	\$58,722	\$279,638	\$279,638	\$279,638	\$279,638	\$0	\$0	\$0	\$0
Grand Total	\$3,215,329	\$3,369,531	\$3,369,531	\$2,098,156	\$2,098,156	\$0	\$0	\$0	\$0
System Total	\$846,894,986	\$927,832,149	\$931,318,011	\$872,739,327	\$871,604,165	\$0	\$0	\$0	\$0

* Negative balance in the cash/Sweeps section of the current funds does not represent an actual negative bank balance, rather it represents a timing difference of the allocation of the current funds.
** Small endowment funds at LSUS were moved to the LSUS Foundation to accommodate Workday

BENCHMARK NOTES (Example Only)

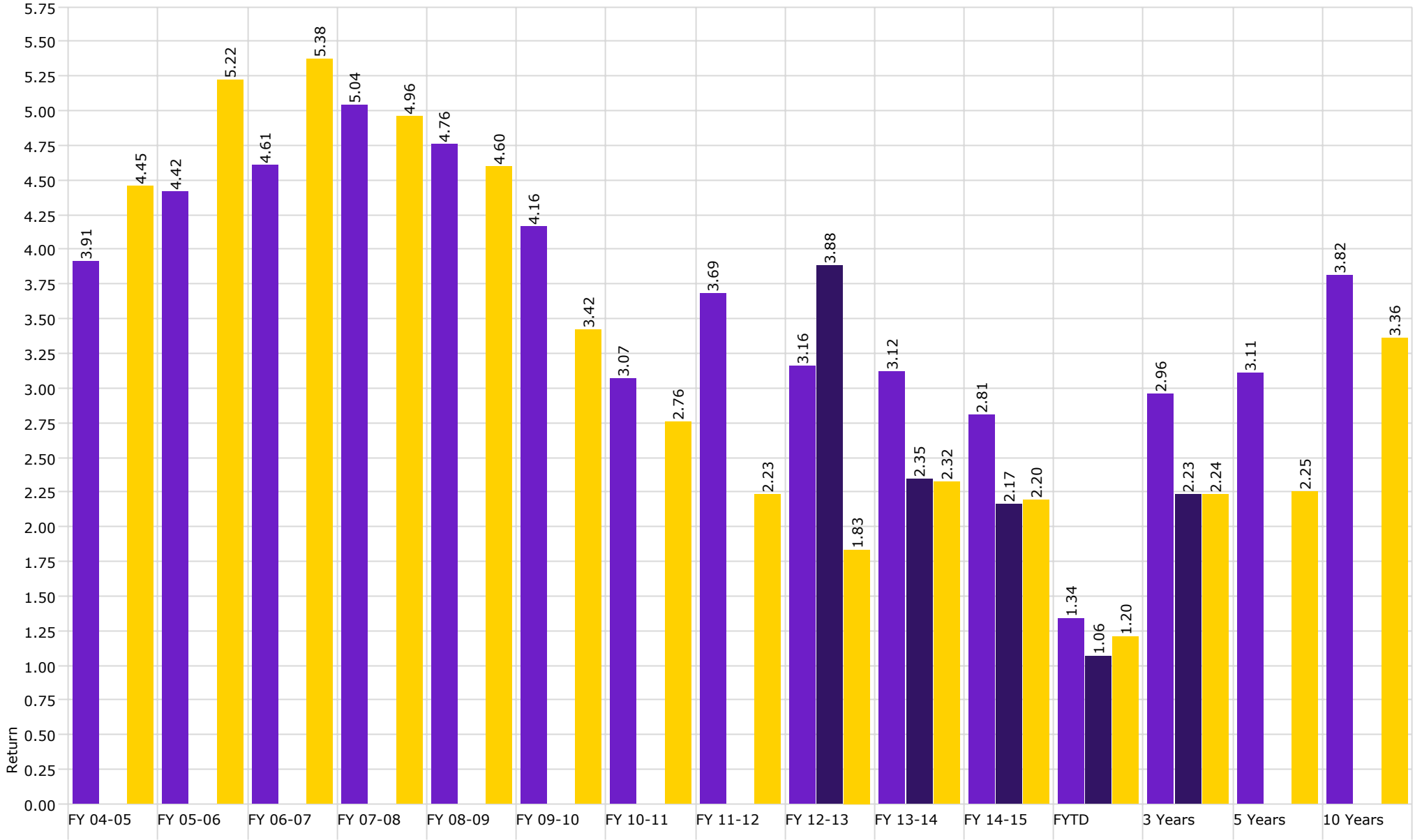
- (A) Benchmarked against 90 day T-Bill
- (B) Benchmarked against Barclay's US Agg Bond TR USD
- (C) US equities benchmarked against Russell 3000 and international against MSCI emerging market
- (D) Benchmarked against XYZ
- (E) Benchmarked against XYZ

Disclaimer: Pursuant to PM-9, corporate bonds/notes only available for investment beginning 7-1-2011
Louisiana law provides for restrictions on maturity and allocation and may effect benchmark comparison:



Investment Management Program Non Endowed Accounts **Realized Yield**

As of 12/31/2015



■ Non Endowed

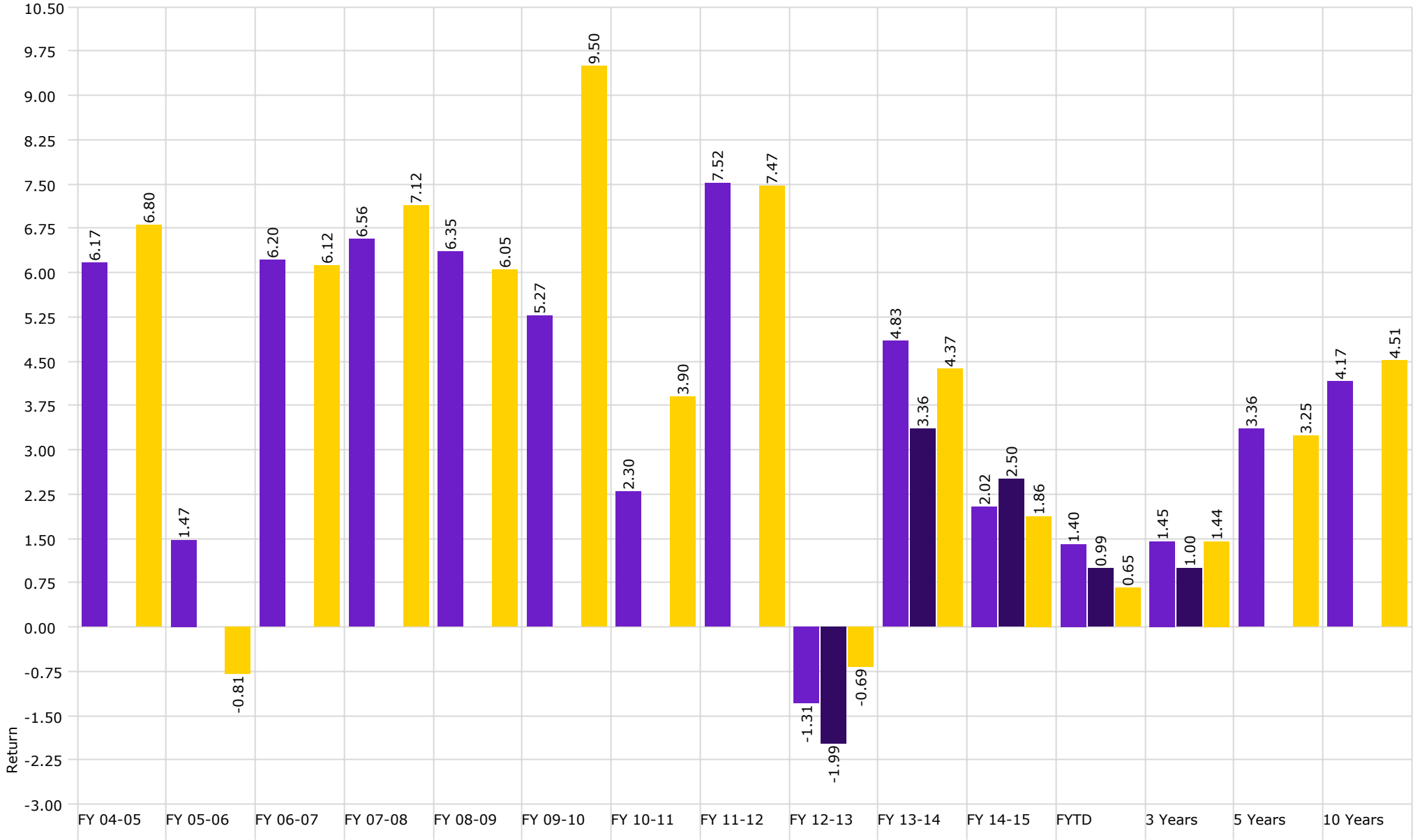
■ Health Plan

■ Barclays Aggregate Bond Index



Investment Management Program Non Endowed Accounts **Total Return**

As of 12/31/2015



■ Non Endowed

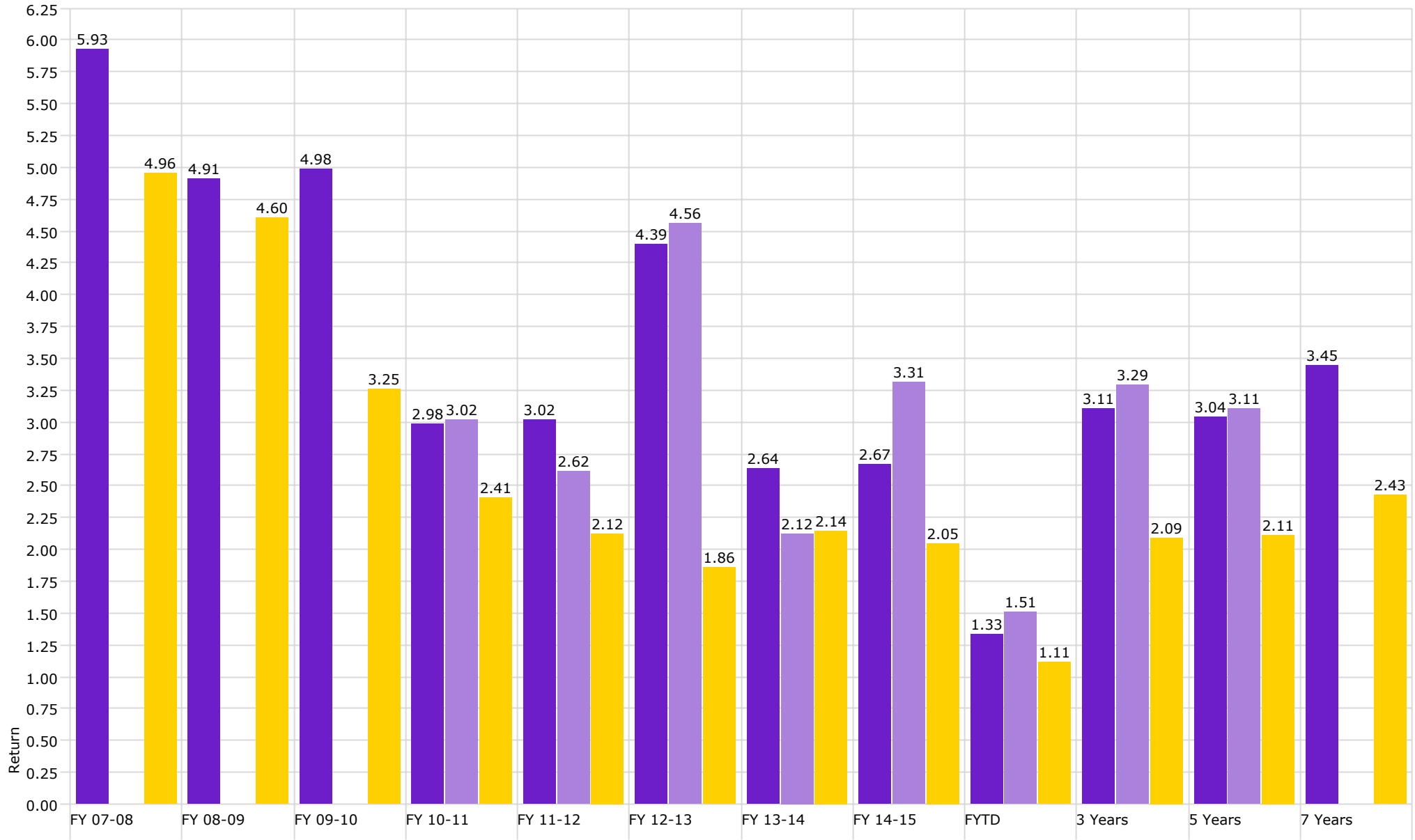
■ Health Plan

■ Barclays Aggregate Bond Index



Investment Management Program Endowed Accounts **Realized Yield**

As of 12/31/2015



Endowment

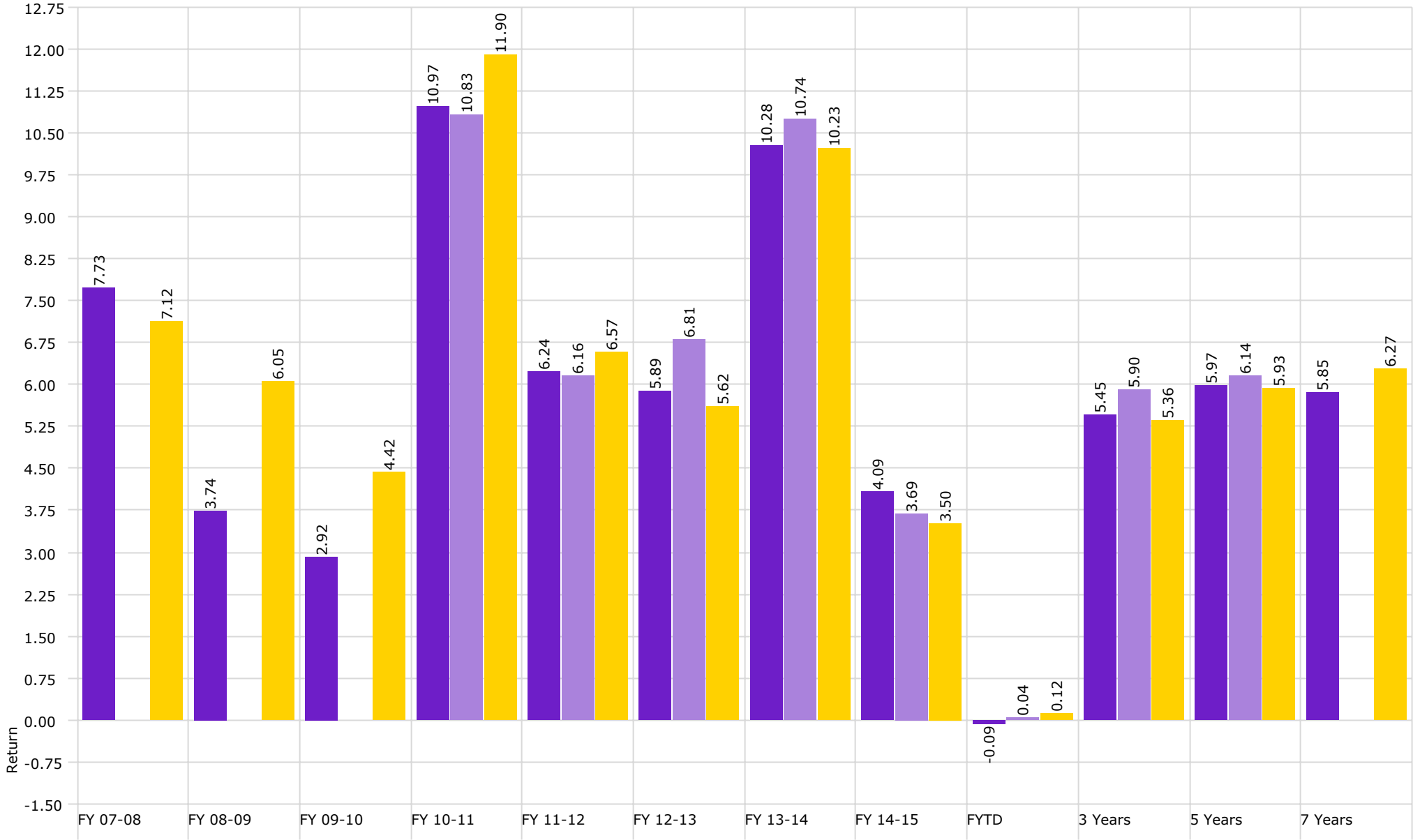
Osher

Endowed Benchmark



Investment Management Program Endowed Accounts **Total Return**

As of 12/31/2015



■ Endowment

■ Osher

■ Endowed Benchmark